

D8T

Track-Type Tractor



Engine

Engine Model	Cat® C15 ACERT™	
Emissions	U.S. EPA Tier 4 Final/EU Stage IV/ Japan 2014 (Tier 4 Final)/ Korea Tier 4 Final	
Engine Power (Maximum)		
SAE J1995	271 kW	363 hp
ISO 14396	268 kW	359 hp
ISO 14396 (DIN)		364 hp

Engine (continued)

Net Power (Rated)		
ISO 9249/SAE J1349	233 kW	312 hp
ISO 9249/SAE J1349 (DIN)		317 hp
Net Power (Maximum)		
ISO 9249/SAE J1349	252 kW	335 hp
ISO 9249/SAE J1349 DIN		343 hp

Operating Weights

Standard	39 420 kg	86,900 lb
LGP	37 420 kg	82,496 lb

D8T Features

Powerful Productivity

A Cat C15 ACERT engine, integrated power train and responsive hydraulics work together to put more power to the ground, where you need it to get the job done.

Easy to Operate

The latest D8T model gives you added comforts like a quieter cab, a heated/ventilated seat option and an all-new color touch screen display.

Integrated Technologies


Cat Connect makes smart use of technology and services like Cat Grade Control 3D, AccuGrade™ and Product Link™/VisionLink® to help you monitor, manage and enhance job site operations.

Efficient

Improved fuel economy over the previous model and efficient use of Diesel Exhaust Fluid (DEF) gives you excellent overall fluid efficiency. Features like Enhanced Auto Shift and hydraulic demand fan help you save even more fuel.

Contents

Power and Performance.....	4
Operator Environment.....	6
Emissions Technology.....	7
Integrated Technologies.....	8
Equipped for the Job.....	10
Special Arrangements.....	12
Sustainability.....	13
Safety.....	13
Serviceability and Customer Support.....	14
Specifications.....	16
Standard Equipment.....	21
Optional Equipment.....	22





The Cat D8T dozer has a long history of outstanding versatility, productivity and resale value. Because it excels across a wide range of tasks, customers choose the D8T for everything from dozing, ripping, scraper work and land clearing to finish grading. And with features designed for even greater comfort, productivity and fuel efficiency, today's D8T does even more to help you meet your business objectives. The D8T meets U.S. EPA Tier 4 Final/EU Stage IV/Japan 2014 (Tier 4 Final)/Korea Tier 4 Final emission standards.



A Cat C15 ACERT engine gives you the power and reliability you need to get the job done. Improved fuel economy over Tier 4 Interim/ Stage IIIB/Japan 2011 (Tier 4 Interim) and efficient use of Diesel Exhaust Fluid (DEF) gives you excellent overall fluid efficiency.

Differential Steering

Differential Steering maintains full power to both tracks for best-in-class turning, even with a full blade load. When one track speeds up, the other slows down an equal amount, so you have better maneuverability and faster cycle times. You also get better load capacity, power and speed control in soft conditions because both tracks are powered during turns.

Load Sensing Hydraulics

Field-proven load-sensing hydraulics continuously adjust hydraulic power based on load to maximize your work tool efficiency.


Torque Divider

A single stage torque divider sends 70 percent of engine torque through a converter and the other 30 percent through a direct drive shaft so you get more power to the ground, more efficiently.

Cooling System

The radiator, Air To Air Aftercooler (ATAAC) and hydraulic oil cooler are packaged in a single plane, making cleanout easier. Durable, aluminum bar plate construction gives you superior heat transfer and corrosion resistance. Six fins per inch on the standard core allow debris to pass through and help reduce plugging.

In cooler conditions, the hydraulic demand fan reduces speed to conserve power, save fuel and decrease sound levels. An optional reversing fan is available for high debris conditions.





Power and Performance

Built to get the job done

Advanced Productivity Electronic Control System (APECS)

The Planetary Power Shift Transmission uses integrated electronic controls to automatically modify shift points based on load and operating conditions. The result is smoother shifting overall, as well as greater benefits from Enhanced Auto Shift.

Enhanced Auto Shift

Enhanced Auto Shift is a standard feature that allows your operator to select the optimum ground speed for the job. It also helps you save fuel by automatically choosing the most efficient gear based on load.

Selectable Electro-Hydraulic Maps

Customizable E-H maps allow you to set the implement response/speed levels to match operator preferences and tailor the machine to individual applications.





Operator Environment

Comfort and productivity

The latest D8T offers operators added comforts like a quieter cab, adjustable armrests and a heated/ventilated seat option. A seat belt indicator light helps remind you to work more safely.

A new color touch-screen display puts the machine's programmable control features right at your fingertips. Control exterior lighting, activate the reversing fan and set productivity features like Autocarry™, Auto Rip and Enhanced Auto Shift. You can also access machine performance settings, diagnostics and much more. For complete information about functions and programming, please see the D8T Operation and Maintenance Manual.

Implement and Steering Controls

- A single ergonomic handle with a thumb roller controls direction, turning, forward/reverse shifting and gear selection. Tiller style control helps you work more precisely in tight spaces.
- Low-effort dozer lever with electro-hydraulic controls helps you work more comfortably and get precise work tool control. When equipped, single-handle convenience also controls functions like AccuGrade and Dual Tilt.
- A ripper control with rigidly mounted hand grip provides firm support for the operator even when ripping in the roughest terrain.
- Implement Lock-Out prevents inadvertent operation of hydraulic attachments when activated by the operator or automatically when the operator is not present.



Emissions Technology

Proven, integrated solutions



Emissions reduction technology on the D8T is designed to be transparent, with no action required from the operator. Regeneration runs automatically in the background while you work.



Aftertreatment Technologies

To meet the additional 80 percent reduction in NO_x emissions required by Tier 4 Final/Stage IV/Japan 2014 (Tier 4 Final)/Korea Tier 4 Final emission standards, Caterpillar engineers added Selective Catalytic Reduction (SCR) to the already proven aftertreatment solution.

Diesel Exhaust Fluid

Selective Catalytic Reduction utilizes Diesel Exhaust Fluid (DEF), which can be conveniently refilled when you refuel. A gauge on the dash shows your fluid level. The D8T offers excellent fluid efficiency. Across a variety of applications, the D8T typically has used DEF at a rate of 2-3 percent of fuel consumption.

When the machine is turned off, a pump will automatically purge the DEF lines to help prevent the fluid from freezing in the lines and pump. A symbol on the dash and a light/symbol on the Ground Level Service Center indicate when the purge is complete and that it is safe to turn off the electrical disconnect. If the engine/aftertreatment temperatures are high, a delayed engine shutdown will activate automatically to cool the machine and then purge the lines. For complete aftertreatment information, please refer to your machine's Operation and Maintenance Manual.








Integrated Technologies

Monitor, manage, and enhance job site operations

Cat Connect makes smart use of technology and services to improve your job site efficiency. Using the data from technology-equipped machines, you'll get more information and insight into your equipment and operations than ever before.

Cat Connect technologies offer improvements in these key areas:

- **Equipment Management** – increase uptime and reduce operating costs.
- **Productivity** – monitor production and manage job site efficiency.
- **Safety** – enhance job site awareness to keep your people and equipment safe.

LINK Technologies

LINK technologies wirelessly connect you to your equipment giving you access to essential information you need to know to run your business. LINK data can give you valuable insight into how your machine or fleet is performing so you can make timely, fact-based decisions that can boost job site efficiency and productivity.

Product Link/VisionLink

Product Link is deeply integrated into your machine, helping you take the guesswork out of equipment management. Easy access to timely information like machine location, hours, fuel usage, idle time and event codes via the online VisionLink user interface can help you effectively manage your fleet and lower operating costs.



GRADE Technologies

Cat Connect GRADE technologies help you hit target grade faster and more accurately. Finish jobs in fewer passes, and with less operator effort, saving you time and helping you increase profit.



Cat Slope Indicate

Cat Slope Indicate (S) displays machine cross-slope and fore/aft orientation on the primary monitor, helping operators work more accurately on slopes.

Cat Grade Control 3D

Cat Grade Control 3D (O) is a factory-integrated grade control system that enables operators to improve grading efficiency, accuracy and productivity. The system automates blade movements, reducing manual operator inputs by as much as 80 percent. Experienced operators can maintain peak efficiency levels throughout more of the work day, while less experienced operators can be more productive faster.



The integrated design moves the antennas to the top of the cab, eliminating masts and cables traditionally on the blade. 3D mapping of blade and tracks reduces the need for grade checkers and staking, enhances safety and reduces labor costs.

Cat Grade Control is used in fine grading and production dozing applications. Three operating modes – Rough Grade, Grade Protection, and Grade Control – enable consistent grades. Integrated, productivity enhancing features – Autocarry, Auto Blade Assist, and Automatic Ripper Control – turn the D8T into a high production dozing system.

Cat AccuGrade

AccuGrade (O) is a dealer-installed aftermarket grade control system that provides higher accuracy capabilities by adding laser, GPS and UTS technology when required. The factory AccuGrade Ready Option provides optimal mounting locations, brackets, and hardware and simplifies installation. Deep Integration optimizes machine and system performance to maximize productivity.

(S) = Standard
(O) = Optional



Equipped for the Job

Tough from the inside out



The D8T is built on a tough mainframe designed to absorb high impact shock loads and twisting forces. A fully suspended undercarriage provides more ground contact, especially in hard, uneven terrain. Greater traction means less slippage, better balance and a smoother ride.

The elevated sprocket design helps protect major components from harsh impacts and provides a modular design that is convenient to service. The Tag-Link brings the blade closer to the machine for precision, lateral stability and constant breakout force, regardless of the blade height.

Bulldozers

High tensile strength steel, with a strong box-section design, stands up to the most severe applications. Heavy moldboard construction and hardened bolt-on cutting edges and end bits add strength and durability. Optional rock guards and deflector shields help protect cylinders. **High-Capacity Universal, Semi-Universal** and **Angle Blades** are available, as well as special blades for coal and woodchip stockpile applications.

Optional **Dual Tilt** improves load control and allows the operator to optimize the blade pitch angle for better balance and productivity. Tilt the blade forward for better penetration, then tilt back to increase carrying capacity. Auto Blade Assist is standard with Dual Tilt to increase efficiency and reduce operator workload.





Undercarriage

Heavy Duty undercarriage is standard and is well suited to aggressive applications like land clearing, side-slopes, or working in rocky or uneven terrain.

Optional SystemOne™ undercarriage is designed to work and wear as a system for longer life and lower costs in high abrasion and low to moderate impact applications.

A variety of track shoe types and widths are available to help you optimize your undercarriage for the type of work you do.

Rear Implements

To help match your dozer to the task at hand, you can outfit your D8T with a single-shank ripper, multi-shank ripper, winch, drawbar or rear counterweights.

Ask your Cat dealer for available options to help you optimize your machine for the work you do.

Special Arrangements

Purpose-built for performance



D8T WH Waste Handler

Whether building or closing cells, pushing trash or spreading cover, the D8T WH is designed and built from the frame up to take on the unique challenges of landfill work.

- Specialized guarding, striker bars and seals help protect the machine from impact and airborne debris.
- Insulated Clean Emissions Module and thermal shields provide a high level of thermal protection.
- Bottom and Final Drive guarding help prevent debris from wrapping around or damaging vital components.
- The cooling system is designed for high debris environments, with easy access for cleanout.
- Lights are mounted up and away from main debris area for protection, while still shining plenty of light on the work area.
- Specialized air handling features help deliver cleaner air to the machine and to the cab.
- Landfill blades and center-hole track shoes help you optimize your waste handler for the job.

D8T Stockpile Machine

Caterpillar offers a D8T Stockpile arrangement designed for maximum productivity when moving loose material like coal or woodchips.

- Specialized guarding and seals help protect the machine from damage and debris build-up.
- Insulated Clean Emissions Module and thermal shields provide a high level of thermal protection.
- The cooling system is designed for high debris environments, with easy access for cleanout.
- Additional features like a screened precleaner and roof-mounted filter help protect both the machine and the operator in high debris conditions.
- Special woodchip and coal blades, along with specialized track shoes, let you outfit the machine for the job.

Safety

Designed with protection in mind

- Convenient steps, handles and guardrail help you get on and off the tractor with greater ease. Access lighting can be turned on from a ground level switch.
- New seat belt indicator enhances safety by reminding the operator to buckle up with a light/alarm. Once the machine is in gear, a fault code will register through Product Link if the operator fails to fasten the seat belt.
- Electronic fluid level verification at startup for coolant, power train and engine oil means you can make fewer trips up and down from the cab.
- A standard Operator Presence detection system allows the machine to idle when the operator is not seated, but locks out the power train and front implements to avoid unintentional movement.
- A rear vision camera and cylinder mounted mirrors are available to enhance visibility around the machine.



Sustainability

Built for the next generation

- The D8T meets Tier 4 Final/Stage IV/ Japan 2014 (Tier 4 Final)/Korea Tier 4 Final emission standards.
- Improved fuel economy over the previous model and efficient use of Diesel Exhaust Fluid (DEF) gives you excellent overall fluid efficiency.
- Features like Enhanced Auto Shift and a hydraulic demand fan help you save even more fuel, as well as wear and tear on equipment.
- Technologies like AccuGrade, Cat Grade Control 3D and Product Link contribute even more to helping you save on fuel costs.
- Major components are built to be rebuilt, eliminating waste and saving you money by giving your dozer a second – and even third – life.



Serviceability and Customer Support

When uptime counts



Ease of Service

Like all Cat machines, the D8T is designed to help you get routine service done quickly and efficiently so you can get to work. The D8T offers full left-side engine serviceability, including fill tube, dipstick, air cleaner, fuel filters, oil filter and coolant level check. Easy cooling system access helps with faster inspection and cleaning. Easy open engine enclosure doors allow you to maintain three points of contact for added safety. An optional high speed oil change attachment can make servicing even faster.

Major components like the engine, transmission and final drives are modular so they can be more quickly removed for service, saving you cost and downtime. The Ground Level Service Center gives you quick, easy access to the hour meter, battery disconnect, secondary engine shutdown, DEF purge indicator and light switch.




Cat EMSolutions (Equipment Management Solutions)

EMSolutions lets you take control of your fleet with a solution specific to your equipment management needs.

Comprehensive, technology-enabled equipment management – combined with the knowledge and expertise of your Cat dealer – can provide ways to help you achieve gains that go straight to your bottom line.

- Improve availability
- Reduce owning and operating costs
- Streamline maintenance practices
- Maximize equipment life
- Increase resale value

Consisting of five levels of support, from remote access to equipment data to complete, proactive management of your fleet, EMSolutions allows you to choose the amount of support that's right for you.



Renowned Cat Dealer Support

Knowledgeable Cat dealers have a global reputation for providing outstanding sales and service. Maximize your equipment investment with a Customer Support Agreement tailored to meet your business needs. Take advantage of preventive maintenance programs like Custom Track Service, Scheduled Oil Sampling (S-O-SSM) analysis, and guaranteed maintenance contracts. Cat dealers can even help you with operator training to help boost your profits.

When you need repairs, Cat dealers and our unmatched Caterpillar distribution network excel at getting you the right parts you need quickly.

You Cat dealer can also help you maximize your equipment investment with services like Cat Reman parts and Cat Certified Rebuilds. Remanufactured parts offer you the same warranty and reliability as new parts at a fraction of the cost. A Certified Rebuild gives a "second life" for your machine, incorporating the latest engineering updates so you end up with a like-new track loader and a new machine warranty. Caterpillar strives to provide customers the lowest owning and operating costs over the life of their machine.

D8T Track-Type Tractor Specifications

Engine

Engine Model	C15 ACERT	
Engine Power (Maximum*)		
SAE J1995	271 kW	363 hp
ISO 14396	268 kW	359 hp
ISO 14396 (DIN)	364 hp	
Net Power (Rated**)		
ISO 9249/SAE J1349	233 kW	312 hp
ISO 9249/SAE J1349 (DIN)	317 hp	
Net Power (Maximum*)		
ISO 9249/SAE J1349	252 kW	335 hp
ISO 9249/SAE J1349 DIN	343 hp	
Bore	137 mm	5.4 in
Stroke	172 mm	6.75 in
Displacement	15.2 L	928 in ³

*Engine speed 1,700 rpm

**Rated speed 1,900 rpm

- Net power advertised is the power available at the flywheel when the engine is equipped with fan, air cleaner, muffler, and alternator.
- No derating required up to 3566 m (11,700 ft) altitude, beyond 3566 m (11,700 ft) automatic derating occurs.
- All non road Tier 4 Interim and Final, Stage IIIB and IV, Japan 2011 and 2014 (Tier 4 Interim and Tier 4 Final) and Korea Tier 4 Final diesel engines are required to use only Ultra Low Sulfur Diesel (ULSD) fuels containing 15 ppm (mg/kg) sulfur or less. Biodiesel blends up to B20 (20% blend by volume) are acceptable when blended with 15 ppm (mg/kg) sulfur or less ULSD. B20 should meet ASTM D7467 specification (biodiesel blend stock should meet Cat biodiesel spec, ASTM D6751 or EN 14214). Cat DEO-ULS™ or oils that meet the Cat ECF-3, API CJ-4, and ACEA E9 specification are required. Consult your OMM for further machine specific fuel recommendations.
- Diesel Exhaust Fluid (DEF) used in Cat Selective Catalytic Reduction (SCR) systems must meet the requirements outlined in the International Organization for Standardization (ISO) standard 22241.

Service Refill Capacities

Fuel Tank	627 L	165 gal
DEF Tank	24 L	6.3 gal
Cooling System	86 L	22.7 gal
Engine Crankcase*	38 L	10 gal
Power Train	155 L	41 gal
Final Drives (each)	12.5 L	3.3 gal
Roller Frames (each)	65 L	17.2 gal
Pivot Shaft Compartment	40 L	10.6 gal
Hydraulic Tank	75 L	19.8 gal

*With oil filter

Weights

Operating Weight		
Standard	39 420 kg	86,900 lb
LGP	37 420 kg	82,496 lb
Shipping Weight		
Standard SU Blade	30 070 kg	66,300 lb
LGP	31 160 kg	68,700 lb

- Operating Weight – Standard: Includes hydraulic controls, blade, tilt cylinder, coolant, lubricants, 100% fuel, ROPS, FOPS cab, SU-Blade, Single-Shank Ripper, 610 mm (24 in) MS shoes, and operator.
- Operating Weight – LGP: Includes hydraulic controls, blade, tilt cylinder, drawbar, coolant, lubricants, 100% fuel, ROPS, FOPS cab, SU-Blade, 965 mm (38 in) MS shoes, and operator.
- Shipping Weight – Standard: Includes coolant, lubricants, 20% fuel, ROPS, FOPS cab, and 610 mm (24 in) MS shoes.
- Shipping Weight – LGP: Includes coolant, lubricants, 20% fuel, ROPS, FOPS cab, and 965 mm (38 in) MS shoes.

D8T Track-Type Tractor Specifications

Undercarriage

Standard

Shoe Type	Moderate Service	
Width of Shoe	610 mm	24 in
Shoes/Side	44	
Track Rollers per Side	8	
Grouser Height	78 mm	3.1 in
Pitch	216 mm	8.5 in
Ground Clearance	613 mm	24.1 in
Track Gauge	2083 mm	82 in
Length of Track on Ground	3206 mm	126 in
Ground Contact Area	3.91 m ²	6,060 in ²
Ground Pressure (ISO 16754)	89.6 kPa	13.0 psi

LGP

Shoe Type	Moderate Service	
Width of Shoe	965 mm	38 in
Shoes/Side	44	
Track Rollers per Side	8	
Grouser Height	78 mm	3.1 in
Pitch	216 mm	8.5 in
Ground Clearance	613 mm	24.1 in
Track Gauge	2337 mm	92 in
Length of Track on Ground	3206 mm	126 in
Ground Contact Area	6.19 m ²	9,593 in ²
Ground Pressure (ISO 16754)	53.3 kPa	7.7 psi

Hydraulic Controls

Pump Type	Piston-type, Variable Displacement	
Pump Output (Steering)	284 L/min	75 gal/min
Pump Output (Implement)	244 L/min	64 gal/min
Tilt Cylinder Rod End Flow	132 L/min	35 gal/min
Tilt Cylinder Head End Flow	170 L/min	45 gal/min
Bulldozer Relief Valve Setting	24 000 kPa	3,480 psi
Tilt Cylinder Relief Valve Setting	24 000 kPa	3,480 psi
Ripper (Lift) Relief Valve Setting	24 000 kPa	3,480 psi
Ripper (Pitch) Relief Valve Setting	24 000 kPa	3,480 psi
Steering	39 200 kPa	5,700 psi

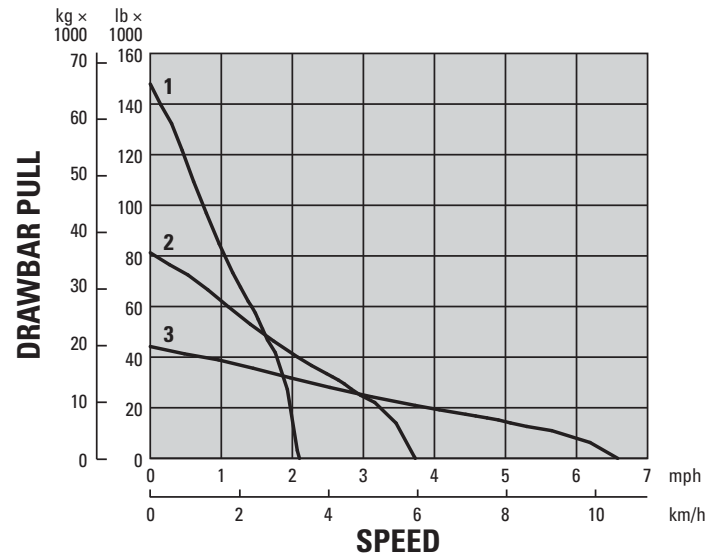
- Steering Pump output measured at 2,364 rpm (pump speed) and 30 000 kPa (4,351 psi).
- Implement Pump output measured at 1,900 rpm and 6895 kPa (1,000 psi).
- Electro-hydraulic pilot valve assists operations of ripper and dozer controls. A standard hydraulic system includes four valves.
- Complete system consists of pump, tank, filter, oil cooler, valves, lines, and control levers.

Transmission

1 Forward	3.4 km/h	2.1 mph
2 Forward	6.1 km/h	3.8 mph
3 Forward	10.6 km/h	6.6 mph
1 Reverse	4.5 km/h	2.8 mph
2 Reverse	8 km/h	5 mph
3 Reverse	14.2 km/h	8.8 mph

Drawbar Pull

1 Forward	661.1 kN	148 lbf
2 Forward	363.1 kN	81 lbf
3 Forward	197.5 kN	44 lbf



D8T Track-Type Tractor Specifications

Blades

8SU

Capacity (SAE J1265)	8.6 m ³	11.3 yd ³
Width (over end bits)	3931 mm	12.9 ft
Height	1690 mm	5.5 ft
Digging Depth	511 mm	20.1 in
Ground Clearance	1310 mm	51.6 in
Maximum Tilt	861 mm	33.9 in
Weight* (without hydraulic controls)	4260 kg	10,100 lb
Total Operating Weight** (with Blade and Single-Shank Ripper)	39 420 kg	86,900 lb

8U

Capacity (SAE J1265)	11.8 m ³	15.4 yd ³
Width (over end bits)	4251 mm	13.9 ft
Height	1741 mm	5.7 ft
Digging Depth	567 mm	22.3 in
Ground Clearance	1239 mm	48.8 in
Maximum Tilt	996 mm	39.2 in
Weight* (without hydraulic controls)	4895 kg	11,500 lb
Total Operating Weight** (with Blade and Single-Shank Ripper)	40 055 kg	88,300 lb

8A

Capacity (SAE J1265)	5.2 m ³	6.8 yd ³
Width (over end bits)	5045 mm	16.6 ft
Height	1177 mm	3.9 ft
Digging Depth	625 mm	24.6 in
Ground Clearance	1323 mm	52.1 in
Maximum Tilt	733 mm	28.9 in
Weight* (without hydraulic controls)	5121 kg	11,900 lb
Total Operating Weight** (with Blade and Single-Shank Ripper)	40 281 kg	88,700 lb

8SU LGP

Capacity (SAE J1265)	9.9 m ³	12.9 yd ³
Width (over end bits)	4531 mm	14.9 ft
Height	1622 mm	5.3 ft
Digging Depth	513 mm	20.2 in
Ground Clearance	1308 mm	51.5 in
Maximum Tilt	908 mm	35.7 in
Weight* (without hydraulic controls)	4703 kg	11,150 lb
Total Operating Weight** (with Blade and Single-Shank Ripper)	36 950 kg	82,496 lb

*Includes blade tilt cylinder.

**Operating Weight: Includes hydraulic controls, blade tilt cylinder, coolant, lubricants, 100% fuel, ROPS, FOPS cab, blade, single-shank ripper, 610 mm (24 in) MS shoes, and operator.

Ripper

Single-Shank, Adjustable Parallelogram

Number of Pockets	1	
Maximum Clearance Raised (under tip, pinned in bottom hole)	636 mm	25 in
Maximum Penetration (standard tip)	1130 mm	44.4 in
Maximum Penetration Force (shank vertical)	127.3 kN	28,620 lb
Pry out Force	222.7 kN	50,070 lb
Weight* (without hydraulic controls)	4085 kg	9,005 lb
Total Operating Weight (with SU-Blade and Ripper)	39 420 kg	86,900 lb

Multi-Shank, Adjustable Parallelogram

Number of Pockets	3	
Overall Beam Width	2464 mm	97 in
Maximum Clearance Raised (under tip, pinned in bottom hole)	593 mm	23.35 in
Maximum Penetration (standard tip)	780 mm	30.7 in
Maximum Penetration Force (shank vertical)	124.2 kN	27,920 lb
Pry out Force (Multi-Shank Ripper with one tooth)	222.9 kN	51,230 lb
Weight		
With One Shank	4877 kg	10,752 lb
Each Additional Shank	332 kg	732 lb
Total Operating Weight* (with SU-Blade and Ripper)	40 212 kg	88,646 lb

*Total Operating Weight: Includes hydraulic controls, blade tilt cylinder, coolant, lubricants, 100% fuel, ROPS, FOPS cab, blade, single-shank ripper, 610 mm (24 in) MS shoes, and operator.

D8T Track-Type Tractor Specifications

Winches

Winch Model	PA 140OVS	
Weight*	1790 kg	3,947 lb
Oil Capacity	15 L	4 gal
Increased Tractor Length	563 mm	22.2 in
Winch Length	1430 mm	56.3 in
Winch Case Width	1160 mm	45.6 in
Drum Width	320 mm	12.6 in
Flange Diameter	457 mm	18 in
Recommended Cable Size	29 mm	1.13 in
Optimal Cable Size	32 mm	1.25 in
Drum Capacity – Recommended Cable Size	84 m	276 ft
Drum Capacity – Optional Cable	59 m	193 ft
Cable Ferrule Sizes – Outside Diameter	60 mm	2.36 in
Cable Ferrule Sizes – Length	70 mm	2.76 in

- Variable speed, hydraulically driven, dual braking system, three roller fairlead.

*Weight: Includes pump and operator controls.

Standards

- The declared dynamic operator sound pressure level is 75 dB(A) when “ISO 6396:2008” is used to measure the value for an enclosed cab. On machines equipped with the optional sound package the declared dynamic operator sound pressure level is 74 dB(A) when “ISO 6396:2008” is used to measure the value for an enclosed cab. The measurement was conducted at 70% of the maximum engine cooling fan speed. The sound level may vary at different engine cooling fan speeds. The measurement was conducted with the cab doors and the cab windows closed. The cab was properly installed and maintained.
- Hearing protection may be needed when the machine is operated with an open operator station for extended periods or in a noisy environment. Hearing protection may be needed when the machine is operated with a cab that is not properly maintained, or when the doors and windows are open for extended periods or in a noisy environment.
- The declared exterior sound power level is 113 dB(A) when the value is measured according to the dynamic test procedures and the conditions that are specified in “ISO 6395:2008.” The measurement was conducted at 70% of the maximum engine cooling fan speed. The sound level may vary at different engine cooling fan speeds.

ROPS/FOPS

- Rollover Protective Structure (ROPS) meets the following criteria: ISO 3471:2008.
- Falling Object Protective Structure (FOPS) meets the following criteria: ISO 3449:2005 Level II.

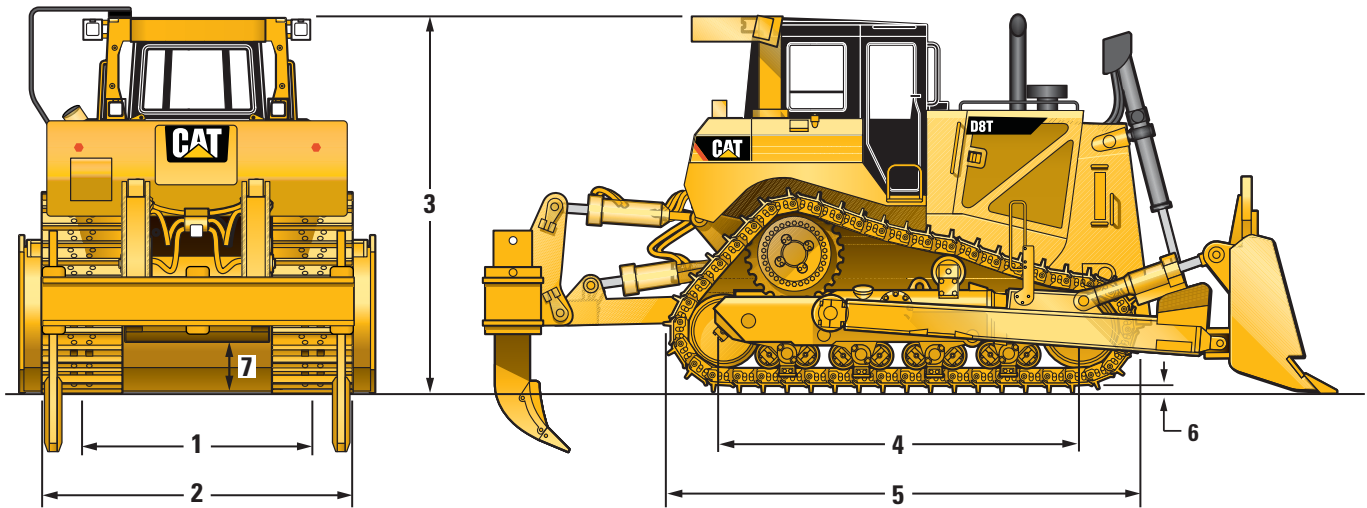
Brakes

- Crawler Machine Brake Requirements meets the following criteria: ISO 10265:2008.

D8T Track-Type Tractor Specifications

Dimensions

All dimensions are approximate.



	Standard		Non-Suspended		LGP*	
1 Track Gauge	2083 mm	82.0 in	2083 mm	82.0 in	2337 mm	92.0 in
2 Width of Tractor						
Over Trunnions	3057 mm	120.4 in	3057 mm	120.4 in	3311 mm	130.4 in
Without Trunnions (Standard shoe width)	2693 mm	106.0 in	2693 mm	106.0 in	3302 mm	130.0 in
3 Machine Height**, from Tip of Grouser						
Exhaust Stack	3472 mm	136.7 in	3463 mm	136.3 in	3295 mm	129.7 in
EROPS (to top of railing)	3566 mm	140.4 in	3575 mm	140.7 in	3566 mm	140.4 in
4 Length of Track on Ground	3206 mm	126.2 in	3258 mm	128.3 in	3206 mm	126.2 in
5 Length of Basic Tractor (tag link trunnion to tip of rear grouser)	4647 mm	183.0 in	4647 mm	183.0 in	4647 mm	183.0 in
With the following attachments add:						
Ripper – Single Shank (with tip at ground line)	1519 mm	59.8 in	1519 mm	59.8 in		N/A
Ripper – Multi Shank (with tip at ground line)	1613 mm	63.5 in	1613 mm	63.5 in		N/A
SU Blade	1844 mm	72.6 in	1844 mm	72.6 in	1844 mm	72.6 in
U Blade	2241 mm	88.2 in	2241 mm	88.2 in		N/A
A Blade (not angled)	2027 mm	79.8 in	2027 mm	79.8 in		N/A
A Blade (angled 25 degrees)	3068 mm	120.8 in	3068 mm	120.8 in		N/A
Drawbar	406 mm	16.0 in	406 mm	16.0 in	406 mm	16.0 in
6 Height of Grouser	78 mm	3.1 in	78 mm	3.1 in	78 mm	3.1 in
7 Ground Clearance	613 mm	24.1 in	606 mm	23.8 in	613 mm	24.1 in

*Standard shoe width of D8T LGP with non-suspended undercarriage is 965 mm (38 in).

**When Cat Grade Control 3D antennas are installed, overall machine height increases by approximately 82 mm/3.2 in.

Standard Equipment

Standard equipment may vary. Consult your Cat dealer for details.

POWER TRAIN

- C15 ACERT Diesel Engine
 - Electronic Unit Injection (EUI)
 - Aftertreatment
 - Meets Tier 4 Final/Stage IV/Japan 2014 (Tier 4 Final)/Korea Tier 4 Final emission standards
- 24V electric start
- High performance single plane cooling system
- Aftercooler, air-to-air (ATAAC)
- Air filter, with electronic service indicator
- Coolant, extended life
- Fan, hydraulic
- Fuel priming pump, electric
- Sound attenuated exhaust system
- Parking brake, electronic
- Precleaner, strata-tube dust ejector
- Prescreener
- Shift management
 - Automatic directional and downshift
 - Controlled-throttle, load-compensated
 - Enhanced Auto Shift
- Starting aid, automatic ether
- Torque divider
- Transmission, electronically-controlled
 - Powershift, 3F/3R speed
- Four planet, double-reduction
 - Planetary final drives
- Transmission control module, electronic
- Turbocharger
- Water separator

UNDERCARRIAGE

- PPR undercarriage, suspended
- Rollers and idlers, lifetime lubricated
- Sprocket rim segments, replaceable
- Suspension-type undercarriage
- 8-roller tubular track roller frame (Carrier roller ready)
- Track adjusters, hydraulic
- Track guide
- 610 mm (24 in) PPR moderate service grouser with sealed and lubricated track (44 section)
- Two-piece master links

HYDRAULICS

- Hydraulics, independent steering and work tool pumps
- Hydraulics, electronically controlled, load-sensing dozer lift and tilt
- Electronically enabled quick drop valve

STARTERS, BATTERIES, AND ALTERNATORS

- Alternator, 150 amp
- Batteries, heavy duty
- Starting receptacle, auxiliary

ELECTRICAL

- Alarm, back-up
- Converter, 24V to 12V
- Diagnostic connector
- Ground level service center with hour meter
- Horn, forward warning

OPERATOR ENVIRONMENT

- ROPS mounted air conditioner
- Armrest, adjustable
- Advisor operator interface
 - Electronic monitoring system
 - Diagnostic service information
 - Operator preferences
- Cab, ROPS/FOPS, sound suppressed
- Deactivation switch, hydraulic controls
- Access/egress lighting with shutdown timer
- Decelerator pedal
- Governor switch, electronic
- Heater and ventilation
- Mirror, rearview
- Radio-ready
- Provision for wire passage in/out of cab
- Interior LED courtesy lights
- Seat, cloth, air-suspension
- Seat belt, retractable
- Steering control, direction and speed control thumb switches with recall button
- Wipers, intermittent

OTHER STANDARD EQUIPMENT

- CD ROM Parts Book
- Engine enclosures
- Equalizer bar, pinned
- Front pull device
- Guards, bottom hinged
- Grade control ready
- HVAC box – corrosive resistant
- Mounting, lift cylinders
- Oil cooler, hydraulic
- Product Link
- S-O-S sampling ports
- Steering, electronically controlled power differential
- Vandalism protection for fluid compartments
- Engine compartment service light
- Six lights package

D8T Optional Equipment

Optional Equipment

Optional equipment may vary. Consult your Cat dealer for details.

POWER TRAIN

- Reversing fan
- Oil change system, high speed
- Precleaner screened
- Fast fuel system
- Service package with power train and engine hour meter, ecology drains
- Thermal shield, including insulated CEM
- Extreme service brakes

ENGINE

- Standard with EU sound suppression
- Thermal shield
- Thermal shield with EU sound suppression
- Engine coolant – arctic (–51° C/–60° F)

RADIATOR

- 8.5 fins/inch (EU)
- 6.35 fins/inch high debris package (Standard in North America)

HYDRAULICS

- Hydraulics, dual tilt
- Hydraulics, pin puller
- Hydraulics, ripper
- Hydraulics, winch
- Hydraulic implement towing arrangement
- Hydraulic valve fan – cold weather

STARTERS, BATTERIES, AND ALTERNATORS

- Batteries, arctic
- Heater, engine coolant (240V)
- Alternator, 150 amps, ducted

ELECTRICAL

- Premium light package (10 LED)
- Sweeps light package (8 halogen)
- Light, warning strobe

OPERATOR ENVIRONMENT

- Visibility arrangement, single camera (EU required)
- Enhanced dual pane glass
- Pressurized cab
- Quick opening floor plates
- Seat, cloth heated/ventilated
- Window shades

INTEGRATED TECHNOLOGY

- AccuGrade Attachment Ready Option
- AccuGrade (dealer installed)
- Cat Grade Control 3D

UNDERCARRIAGE

- LGP configuration
- PPR Undercarriage, non-suspended
- SystemOne undercarriage
- Powered bottom guard (Standard or LGP)
- Track pairs (44-section) sealed and lubricated, single grouser shoes

POSITIVE PIN RETENTION TRACK

- PPR Track
- PPR Track – guarded
- PPR Track – arctic
- Extreme Service Track – 610 mm, 660 mm, 710 mm, 965 mm (24 in, 26 in, 28 in, 38 in)
- Moderate Service Track – 610 mm, 660 mm, 710 mm, 965 mm (24 in, 26 in, 28 in, 38 in)
- Super Extreme Service Track – 610 mm (24 in)
- Extreme Service Track (trapezoidal hole) – 610 mm, 660 mm, 710 mm, 965 mm (24 in, 26 in, 28 in, 38 in)
- Super Extreme Service Track (trapezoidal hole) – 660 mm (26 in)
- Moderate Service Track (trapezoidal hole) – 710 mm (28 in)

SYSTEMONE TRACK

- Center tread idler
- Center tread idler, arctic
- Conventional idler
- Extreme Service – 610 mm, 660 mm, 710 mm (24 in, 26 in, 28 in)
- Super Extreme Service – 610 mm, 660 mm, 710 mm (24 in, 26 in, 28 in)
- Extreme Service (center hole) – 610 mm, 660 mm (24 in, 26 in)
- Super Extreme Service (center hole) – 610 mm, 660 mm (24 in, 26 in)

ROLLER OPTIONS

- Carrier rollers
 - Suspended
 - Non-suspended
- Seals, arctic, idler/roller
- Rollers, arctic/pins
- Cartridge pins, arctic

GUARDS

- Guard, fuel tank
- Guard, fast fuel
- Guard, center tread idler seals
- Guard, fan debris
- Front striker bars
- Sweeps group
- Bottom guards, sealed

OTHER ATTACHMENTS

- Grab handles, push arm

BLADES

- 8A Angle Blade
- 8U Universal Blade
- 8SU Semi-Universal Blade
- 8SU LGP Semi-Universal Blade
- 8SU Landfill Blade
- 8SU LGP Landfill Blade
- Coal Blade
- Woodchip Blade
- Rock and landfill guards, as well as push plates and wear plates, are available for specific applications

Optional Equipment

Optional equipment may vary. Consult your Cat dealer for details.

BULLDOZER INSTALLATION PACKAGES

- 8A bulldozer
- 8 SU/U dozer, single tilt
- 8 SU/U dozer, single tilt guarded
- 8 SU/U dozer, dual tilt guarded
- 8 LGP dozer, single tilt
- 8 LGP dozer, single tilt guarded
- 8 LGP dozer, dual tilt guarded

OTHER BULLDOZER ATTACHMENTS

- Dual tilt arrangement

REAR ATTACHMENTS

- Drawbar, rigid
- Rear counterweight
- Rear counterweight, additional
- Rear striker bars
- Ripper, single-shank
- Ripper, multi-shank
- Ripper, single- or multi-shank with striker bar
- Pin puller
- Tooth, multi-shank ripper
- Tooth, single-shank ripper
- Tooth, deep ripping
- Winch – variable speed

SPECIAL ARRANGEMENTS

- Waste Handler Arrangement
- Stockpile Arrangement

For more complete information on Cat products, dealer services, and industry solutions, visit us on the web at www.cat.com

AEHQ7251-02 (07-2015)
Replaces AEHQ7251-01

© 2015 Caterpillar
All rights reserved

Materials and specifications are subject to change without notice. Featured machines in photos may include additional equipment. See your Cat dealer for available options.

CAT, CATERPILLAR, SAFETY.CAT.COM, their respective logos, "Caterpillar Yellow" and the "Power Edge" trade dress, as well as corporate and product identity used herein, are trademarks of Caterpillar and may not be used without permission.

VisionLink is a trademark of Trimble Navigation Limited, registered in the United States and in other countries.

