

D9T

Track-Type Tractor



Engine

Engine Model	Cat® C18 ACERT™	
Gross Power	334 kW	448 hp
Flywheel Power	306 kW	410 hp
Net Power ISO 14396	329 kW	441 hp

Weights

Shipping Weight	37 792 kg	83,317 lb
Operating Weight	50 098 kg	110,447 lb

D9T Features

C18 with ACERT Technology

Optimizes engine performance and provides low exhaust emissions.

Drive Train

Electronically controlled powershift transmission, differential steering, and durable final drives deliver outstanding power transfer and long life.

Operator Station

Designed for operator comfort, convenience, and productivity. Machine controls and displays are all at the operator's fingertips to maximize operator productivity.

Safety

Designed for safe operation by providing, among other features, enhanced access/egress, and a variety of technologies to help keep the operator and others safe on the job.

Serviceability and Customer Support

Combine easy access, modular components with the Caterpillar dealer repair and rebuild capability ensures rapid machine repair and minimum downtime.



Contents

C18 Engine with ACERT™ Technology	3
Cooling System	4
Operator Station	5
Implement and Steering Controls	6
Undercarriage	7
Drive Train	8
Structure	9
Work Tools	10
Sustainability	11
Safety	11
Serviceability and Customer Support	12
D9T Track-Type Tractor Specifications	13
D9T Standard Equipment	16
D9T Optional Equipment	17

The durable construction of the D9T is well suited for tough working conditions. It has excellent productivity, optimal operator comfort and robust reliability. Today's D9T will help you meet your business objectives every day.

C18 Engine with ACERT™ Technology

Power and reliability

C18

Performing at full-rated net power of 306 kW (410 hp), the large displacement and high torque rise allow the D9T to rip through tough material. Matched to the high-efficiency torque converter and electronically controlled power shift transmission, it will provide years of reliable service.

ADEM™ A4 Engine Controller

Manages fuel delivery for optimal performance per liter (gallon) of fuel used. Provides flexible fuel mapping, allowing the engine to respond quickly to application needs. Tracks conditions and keeps engine operating at peak efficiency.

ATAAC and Airflow

Air-to-air aftercooling keeps air intake temperatures down and, in concert with the tight tolerance combustion chamber components, maximizes fuel efficiency and minimizes emissions. Significant improvements in air flow are generated by a water-cooled turbocharger, unique cross-flow head and single overhead cam.

Turbocharging and Air-to-Air Aftercooling

Provides high horsepower with faster response time while keeping intake temperatures low for long hours of continuous operation.


Fuel Heater (optional)

Uses the temperature of the engine coolant to warm the cold fuel coming directly from the tank. The fuel heater allows an easier transition to winter blended fuels during season changes.

High Altitude Arrangement (optional)

New with the D9T is an optional high altitude arrangement. The attachment provides an updated turbo and control software that allows full tractor performance up to 4420 m (14,500 ft) altitude.





Cooling System

Durable and efficient

Aluminum Bar Plate Radiator

Cooling system uses a radiator built with rugged, highly efficient aluminum bar plate cores. The aluminum bar plate construction aids durability and allows for higher heat transfer and superior corrosion resistance.

Hydraulic Air to Oil Cooler

The new air to hydraulic oil cooler reduces hydraulic oil temperatures improving component life. The core is built using the same rugged aluminum bar plate design as the jacket water cooler. It is designed in-line with the water cores to minimize debris plugging in all applications.

Hydraulically Variable, Demand Fan

Provides engine cooling capability that is matched to the ambient conditions. In cooler conditions, the fan turns at a slower speed, reducing power demands. This reduces fuel consumption in lower load factor operations. Low speed fan operation also reduces both operator and spectator sound levels.

Attachments

- Ultra low speed option for cold weather applications
- Reversing cooling fan for heavy debris applications

Operator Station

Comfort and convenience

The D9T cab is designed and equipped for operator productivity, safety and comfort. The standard isolation-mounted cab reduces noise and vibration. Overall operator sound levels have been reduced by 2 dB(A). Large windows, tapered hood, and notched fuel tank provide excellent visibility to all sides of the machine and around the job site.

The D9T comes with an updated in-dash display with new features. An improved Advisor Monitoring System tracks machine operating conditions in real time. Dimmable lights allow the operator to choose between night and day backlight settings, through Advisor, to adjust the brightness of all switches and the keypad in the cab.

Operators will enjoy comfort features like standard Cat Comfort Series Seat, adjustable arm rests and automatic climate control. The climate control system automatically adjusts heater and air conditioning controls to maintain a consistent cab temperature throughout the day. Both heater and air conditioner deliver filtered, pressurized, temperature controlled air to the operator and/or windows. The system performs 5 functions: heating, cooling, defrosting, pressurizing and defogging.

Additional cab features include:

- Entertainment radio ready and IPOD/MP3 player ready
- Communications radio mounting
- Finishes that make the cab easy to clean
- Heated and ventilated seat option
- Deep storage space
- Two cup holders
- Window wipers (intermittent, low and high speeds)



Implement and Steering Controls

Ergonomically designed for ease of operation



Dozer Control Lever

A low-effort electronic dozer control handle gives the operator control of all dozer functions with one hand. Fore/aft movement of the control handle lowers and raises the blade. Left/right movement directionally tilts the blade. Blade response and blade float can be set/adjusted using the Advisor System.

The thumb lever at the top of the handle and trigger switch controls blade pitch fore and aft when equipped with dual tilt. Dual tilt also provides automated blade assist control capability.

Electronic Ripper Control

A rigidly mounted handgrip provides firm support for the operator even when ripping in the roughest terrain. The low effort thumb lever controls raising and lowering. The finger lever controls shank-in and shank-out positioning.

Performance Monitor

The monitoring system collects machine data and provides real-time feedback on machine productivity to optimize performance. Data summaries can be sent to off-board tools for site managers to review.

Terrain for Grading (optional)

Provides high precision management of dozing and grading applications for enhanced safety, productivity and efficiency. The system enables an electronic site plan to be sent to the machine from the office in real-time, directing the operator where to cut and fill.

Automatic Ripper Control (optional)

A new feature that reduces operator fatigue and decreases wear and tear on the machine. This is done by monitoring the tractor ground speed with the new cab mounted Global Navigation Satellite System (GNSS) to automatically adjust engine speed and ripper depth to minimize track slip.

Autocarry (optional)

Enhances operators productivity by continuously monitoring ground speed and automatically adjusts blade load.

Cat Grade Control (optional)

Integrates traditional machine control and guidance with machine hardware and software to help improve productivity, usability, reliability and value.

Cat Grade Control software is enhanced to not only automatically guide the blade to the desired design contours, but also integrated with Autocarry to sense and automatically control the load of the blade for improved performance and efficient blade loading in high production dozing applications.





Undercarriage

Engineered for performance

Suspended Undercarriage Design

Absorbs impact loads, to reduce the shock loads transferred to the undercarriage, by up to 50%.

Bogie Suspension

Bogie suspension conforms closely to the ground providing up to 15 percent more ground contact, especially in uneven terrain. Higher traction means less slippage, better balance, and a smoother ride.

Integrated Carrier Roller Mount

The carrier roller mount is cast into the track roller frame making it easier to add the optional carrier roller in the field, if conditions require it.

Rollers and Idlers

Feature symmetric Duo-Cone™ seals for long sealing life to prevent oil loss and dirt entry. Toric rings maintain performance over a wide range of temperatures.

Roller Frames

Roller frames are tubular to resist bending and twisting, with added reinforcement.

Positive Pin Retention (PPR) Sealed and Lubricated Track

Designed for high-impact and high load applications, the Caterpillar design locks the link to the pin.

Sprocket Segments


Made exclusively of Cat Tough Steel™ for longer wear life and precision machined for fit.

Track Shoes

Track shoes are available in a variety of sizes and styles to match working conditions.

Drive Train

Provides maximum efficiency in combination with the C18 engine



Torque Converter

A high efficiency torque converter with fixed stator provides high torque multiplication while shielding the drive train from sudden torque shocks and vibration.

Planetary Power Shift Transmission

Three speeds forward and three speeds reverse, utilizing large diameter, high capacity, oil-cooled clutches.

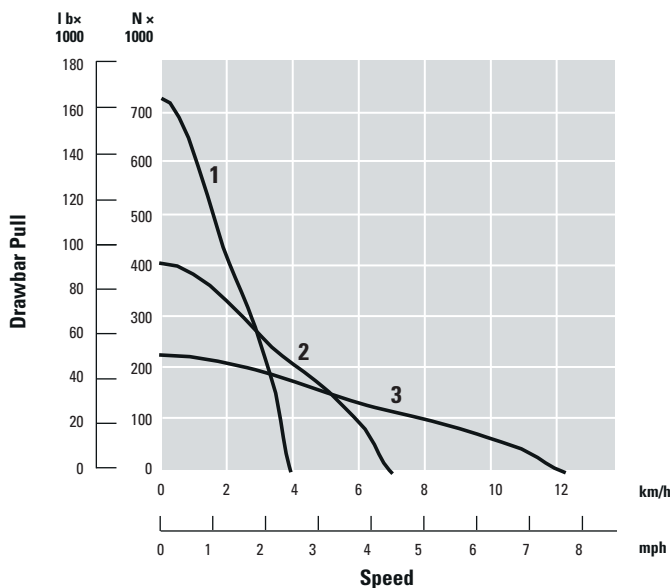
- Modulation system permits fast speed and direction changes.
- Modular transmission and differential slide into rear case for servicing ease, even with ripper installed.
- Oil-to-water cooler for maximum cooling capacity.
- Forced oil flow lubricates and cools clutch packs to provide maximum clutch life.

Differential Steering System

A planetary differential turns the machine by speeding up one track and slowing the other, while maintaining full power to both. The system consists of:

- Two planetary gear sets (steering and drive) make up the “dual differential,” which performs the traditional drive function (forward or reverse).
- A third planetary gear set, the “equalizing planetary,” resides inside the transmission case. It is connected to the dual differential, which provides a maximum speed difference between the right and left final drives during a turn.
- A dedicated variable-displacement steering pump.
- A bi-directional, fixed-displacement steering motor.

Power Shift with Differential Steer



- 1 – 1st Gear Forward
- 2 – 2nd Gear Forward
- 3 – 3rd Gear Forward

Drawbar Pull vs. Speed


As loads on the tractor increase, the D9T offers unmatched lugging capability and smooth shifting as the need occurs to change gears under varying loads. Drive train offers excellent runout speeds and accurate steering capability under load.

Enhanced Auto Shift

Enhanced Auto Shift is a new standard feature that improves fuel efficiency by automatically selecting the optimal forward and reverse gear and engine speed combination based upon powertrain load and desired ground speed.

Modular Powertrain

The modular powertrain design permits quick removal and installation of major components such as the engine, transmission and final drives.



Structure

Engineered for maximum production and service life

Mainframe Strength

The D9T mainframe is built to absorb high impact shock loads and twisting forces.

Frame Rails

Full box section, designed to keep components rigidly aligned.

Heavy Steel Castings

Adds strength to the main case, equalizer bar saddle, front cross member and tag-link trunnion.

Top and Bottom Rails

Continuous rolled sections, with no machining or welding, to provide superior mainframe durability.

Pivot Shaft

The D9T pivot shaft runs through the mainframe and connects to the roller frames, allowing independent oscillation. The full-length pivot shaft distributes impact loads throughout the case, reducing the bending stress on the case.

Tag-Link

The Tag-Link brings the blade closer to the machine for more precise dozing and load control.

The Tag-Link design provides solid lateral stability and better cylinder positions for constant break out force, independent of blade height.

Main Case

Elevates the final drives well above the ground level work area to protect them from impact loads, abrasion and contamination.

Work Tools

Equipped for versatility



Bulldozers

All blades feature a strong box-section design that resists twisting and cracking. Blades are made of high tensile strength steel that stands up to the most severe applications. Heavy moldboard construction and hardened bolt-on cutting edges and end bits add strength and durability.

- Semi-Universal Blade – Built for tough applications where penetration is important.
- High-Capacity Universal Blade – Maximizes capacity for moving big loads over long distances.
- Optional Dual Tilt – Allows the operator to optimize the blade pitch angle.
- Cutting Edges and End Bits – Cutting edges are made of DH-2 steel. End bits are made of DH-3™ steel for maximum service life.
- Cat Work Tools offer a range of special application blades.

Rippers

- Multi-Shank Ripper – Tailors the tractor to the material by using one, two or three shanks.
- Single-Shank Ripper – Operator can adjust the shank depth from the seat using an optional single-shank pin puller. Large one-piece shank is available in deep ripping configuration.

Rear Counterweights

Provide proper tractor balance to maximize dozing production. Recommended if tractor is not equipped with any other rear attachment.

Winches

Several options are available. Contact your Cat dealer.



Sustainability

Thinking generations ahead

The new D9T offers a number of sustainable benefits:

- Fuel saving features like Enhanced Auto Shift help decrease overall fuel consumption. Decreases in fuel consumption result in a decrease in combustion of carbon, thus reducing greenhouse gases.
- Ecology drains allow fluids to be easily captured for recycling or proper disposal.
- The D9T is Grade Control Ready for easy installation of machine control and guidance systems like AccuGrade and Cat Grade Control. These systems improve operator productivity, as well as save fuel and wear and tear on the machine. The need for grade checking crews on the ground is eliminated which increases site safety.
- Ground level service centers enhance safety for operators and service personnel.
- Major components of Cat Track-Type Tractors are built to be rebuilt. The Cat Certified Rebuild program conserves energy and materials by delivering a cost effective second, and even third, life for Cat machines.

Safety

Important for the most productive business

Operator Presence Detection

This new feature locks out the powertrain and hydraulics to avoid unintentional movement when the operator is mounting and dismounting the machine.

Fender Guard Rails

Standard heavy duty guard rails are strategically placed to aid the operator outside of the cab.

Heavy Duty Steps and Handles

Strategically placed grab handles plus non-slip steps and decking aid operator getting on and off the machine. Primary access/egress path meets specifications outlined in ISO 2867:2006.

Visibility Package (optional)

The D9T offers a visibility package that enhances the operator's visibility of their surroundings and provides a broader view of the work area. The packages include a WAVS camera system and mirrors inside and outside the cab.



Serviceability and Customer Support

The Cat dealer network keeps your fleet up and running



S-O-SSM Analysis

Scheduled Oil Sampling made easier through live sampling ports for the engine oil, hydraulics and coolant.

VIMS 3G

Enables your equipment to provide detailed, up-to-the-minute data about its own health and working conditions by monitoring key temperatures, pressures, and more. The system gathers historical trends, histograms, events and more for off-board analysis. Additional subscription required.

Ground Level Service

The ground level service center mounted on the left fender provides easy access to:

- Secondary engine shutoff
- Access lighting switch turns on the forward ROPS lights to light the access path to the machine. The lights will stay on until you start the tractor or when a configurable timer expires (10 minute default).
- Delayed lighting turns on the forward ROPS lights to light the path when getting off the machine.
- Electrical disconnect switch with built in lockout capability
- Hour meter

Ok-to-Start

The new Ok-to-Start strategy provides electronic fluid level verification at startup on the powertrain, engine coolant and engine oil systems. All information is available via the Advisor Monitoring System within the cab.

Parts Program

You will find nearly all parts at your dealer parts counter. Cat dealers use a world-wide computer network to find in-stock parts to minimize machine downtime. Ask about your Cat dealer's exchange program for major components. This can shorten repair time and lower costs.

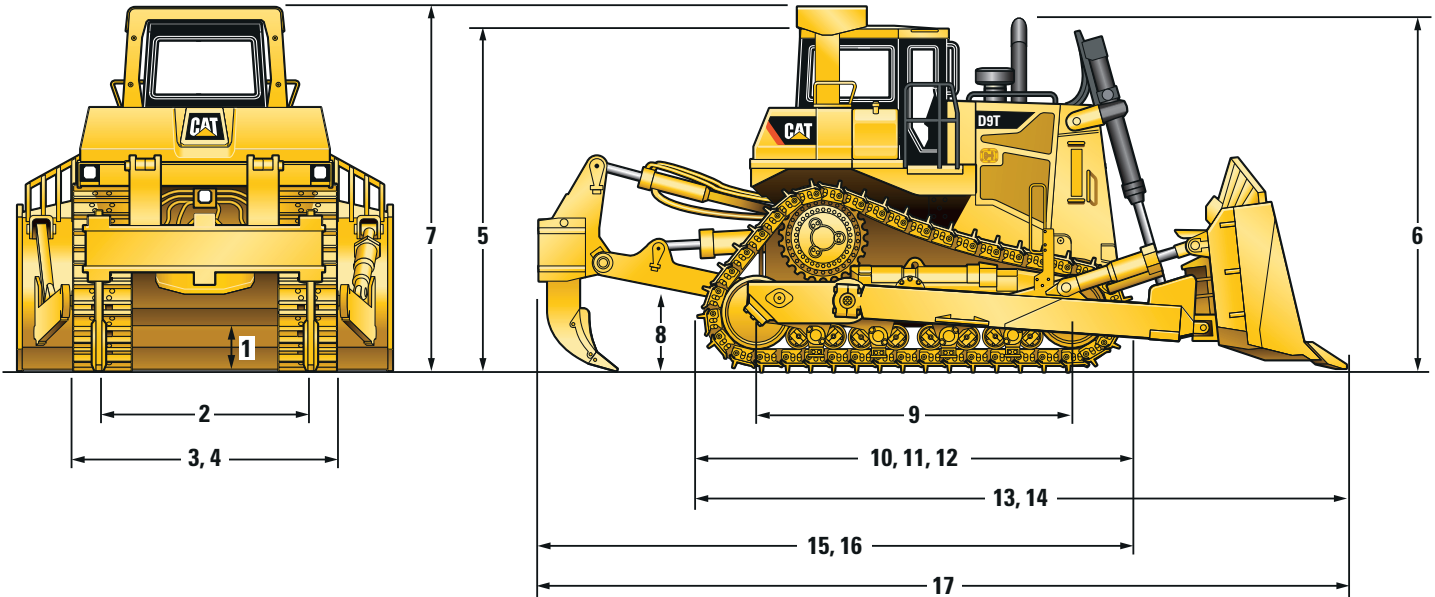
Remanufactured Components

Genuine Cat Remanufactured parts save you money. You receive the same warranty and reliability as new products at cost savings of 40 to 70 percent. Components are available for the drive train, engine, and hydraulics.

D9T Track-Type Tractor Specifications

Dimensions

All dimensions are approximate. Dimensions measured from grouser tip of standard shoe on hard surface.



1 Ground Clearance	595 mm	23.4 in
2 Track Gauge	2250 mm	88.6 in
3 Width Without Trunnions (Standard Shoe)	2931 mm	115.4 in
4 Width Over Trunnions	3309 mm	130.3 in
5 Height (FOPS Cab)	3818 mm	150.3 in
6 Height (Top of Stack)	3932 mm	154.8 in
7 Height (ROPS/Canopy)	3996 mm	157.3 in
8 Drawbar Height (Center of Clevis)	763 mm	30.0 in
9 Length of Track on Ground	3474 mm	136.8 in
10 Overall Length Basic Tractor	4911 mm	193.3 in
11 Length Basic Tractor with Drawbar	5242 mm	206.4 in
12 Length Basic Tractor with Winch	5545 mm	218.3 in
13 Length with SU-Blade	6601 mm	259.9 in
14 Length with U-Blade	6967 mm	274.3 in
15 Length with Single-Shank Ripper	6529 mm	257.0 in
16 Length with Multi-Shank Ripper	6538 mm	257.4 in
17 Overall Length (SU-Blade/SS Ripper)	8219 mm	323.6 in

D9T Track-Type Tractor Specifications

Engine

Engine Model	Cat® C18 ACERT™	
Gross Power	334 kW	448 hp
Net Power		
ISO 9249	306 kW	410 hp
ISO 14396	329 kW	441 hp
SAE J1349	306 kW	410 hp
EU 80/1269	306 kW	410 hp
DIN 70020	428 PS	
Bore	145 mm	5.7 in
Stroke	183 mm	7.2 in
Displacement	18.1 L	1,106 in ³

- Engine ratings apply at 1,833 rpm.
- Net power advertised is the power available at the flywheel when the engine is equipped with fan at max speed, air cleaner, muffler and alternator.
- No derating required up to 2286 m (7,500 ft) altitude. High altitude attachment available for greater than 2286 m (7,500 ft).

Service Refill Capacities

Fuel Tank	889 L	235 gal
Cooling System	101 L	26.7 gal
Engine Crankcase*	34 L	9 gal
Powertrain	164 L	43.4 gal
Final Drives (each)	15 L	3.9 gal
Roller Frames (each)	45 L	11.7 gal
Pivot Shaft Compartment	30 L	7.9 gal
Hydraulic Tank Oil (only)	89 L	23.5 gal

*With oil filters.

Weights

Operating Weight	50 098 kg	110,447 lb
Shipping Weight	37 792 kg	83,317 lb

- Operating Weight: Includes hydraulic controls, blade tilt cylinder, coolant, lubricants, full fuel tank, ROPS, FOPS cab, SU-Blade, Single-Shank Ripper, 610 mm (24 in) ES shoes, and operator.
- Shipping Weight: Base machine chassis with cab, pivot shaft, roller frames, track and ROPS.

Undercarriage

Shoe Type	Extreme Service	
Width of Shoe	610 mm	24 in
Shoes/Side	43	
Grouser Height	84 mm	3.3 in
Pitch	240 mm	9.44 in
Ground Clearance	596 mm	23.5 in
Track Gauge	2250 mm	89 in
Length of Track on Ground	3474 mm	11 ft 5 in
Ground Contact Area	4.24 m ²	6,569 in ²
Track Rollers/Side	8	
Number of Carrier Rollers	1 per side (optional)	

- Positive Pin Retention Track.

Hydraulic Controls

Pump Type	Piston-type pump geared from flywheel	
Pump Output (Steering)	387 L/min	102 gal/min
Pump Output (Implement)	226 L/min	60 gal/min
Tilt Cylinder Rod End Flow	140 L/min	37 gal/min
Tilt Cylinder Head End Flow	188 L/min	50 gal/min
Bulldozer Relief Valve Setting	26 200 kPa	3,800 psi
Tilt Cylinder Relief Valve Setting	19 300 kPa	2,800 psi
Ripper (Lift) Relief Valve Setting	26 200 kPa	3,800 psi
Ripper (Pitch) Relief Valve Setting	26 200 kPa	3,800 psi
Steering	40 500 kPa	5,875 psi
Tank Capacity	89 L	23.5 gal

- Steering Pump output measured at 2,239 rpm and 30 000 kPa (4,351 psi).
- Implement Pump output measured at 1,800 rpm and 20 000 kPa (2,900 psi).
- Electro-hydraulic pilot valve assists operations of ripper and dozer controls. Standard hydraulic systems includes four valves.
- Complete system consists of pump, tank with filter, oil cooler, valves, lines, linkage and control levers.

Transmission

1 Forward	3.9 km/h	2.4 mph
2 Forward	6.8 km/h	4.2 mph
3 Forward	11.7 km/h	7.3 mph
1 Reverse	4.7 km/h	2.9 mph
2 Reverse	8.4 km/h	5.2 mph
3 Reverse	14.3 km/h	8.9 mph
1 Forward – Drawbar Pull (1000)	716.5 N	161 lbf
2 Forward – Drawbar Pull (1000)	400.5 N	90 lbf
3 Forward – Drawbar Pull (1000)	222.5 N	50 lbf

Blades

Type	9SU	
Capacity (SAE J1265)	13.5 m ³	17.7 yd ³
Width (over end bits)	4310 mm	14 ft 2 in
Height	1934 mm	6 ft 4 in
Digging Depth	606 mm	23.9 in
Ground Clearance	1422 mm	56 in
Maximum Tilt	940 mm	37 in
Weight* (without hydraulic controls)	6863 kg	15,130 lb
Total Operating Weight** (with Blade and Single-Shank Ripper)	50 098 kg	110,447 lb

Type	9U	
Capacity (SAE J1265)	16.4 m ³	21.4 yd ³
Width (over end bits)	4650 mm	15 ft 3 in
Height	1934 mm	6 ft 4 in
Digging Depth	606 mm	23.9 in
Ground Clearance	1422 mm	56 in
Maximum Tilt	1014 mm	39.9 in
Weight* (without hydraulic controls)	7388 kg	16,288 lb
Total Operating Weight** (with Blade and Single-Shank Ripper)	50 623 kg	111,605 lb

*Includes blade installation arrangement, blade tilt cylinder, and blade lift cylinders.

**Total Operating Weight: Includes hydraulic controls, blade tilt cylinder, coolant, lubricants, full fuel tank, ROPS, FOPS cab, Blade, Single-Shank Ripper, 610 mm (24 in) ES shoes, and operator.

Rippers

Type	Single-Shank, Adjustable Parallelogram	
Added Length	1570 mm	5 ft 2 in
Number of Pockets	1	
Maximum Clearance Raised (under tip, pinned in bottom hole)	882 mm	34.7 in
Maximum Penetration (standard tip)	1231 mm	48.5 in
Maximum Penetration Force (shank vertical)	153.8 kN	34,581 lb
Pry out Force	320.5 kN	72,025 lb
Weight (without hydraulic controls)	4854 kg	10,700 lb
Total Operating Weight* (with SU-Blade and Ripper)	50 098 kg	110,447 lb

Type	Multi-Shank, Adjustable Parallelogram	
Number of Pockets	3	
Added Length	1330 mm	4 ft 4 in
Overall Beam Width	2640 mm	103.9 in
Maximum Clearance Raised (under tip, pinned in bottom hole)	885 mm	34.8 in
Maximum Penetration (standard tip)	498 mm	19.61 in
Maximum Penetration Force (shank vertical)	147.9 kN	33,249 lb
Pry out Force (Multi-Shank Ripper with one tooth)	332 kN	74,639 lb
Weight (one shank, without hydraulic controls)	5550 kg	12,236 lb
Additional Shank	340 kg	750 lb
Total Operating Weight** (with SU-Blade and Ripper)	50 794 kg	111,983 lb

*Total Operating Weight: Includes hydraulic controls, blade tilt cylinder, coolant, lubricants, full fuel tank, ROPS, FOPS cab, SU-Blade, Ripper, 610 mm (24 in) ES shoes, and operator.

Winches

Winch Model	PA140VS	
Weight*	1790 kg	3,947 lb
Oil Capacity	15 L	4 gal
Increased Tractor Length	557 mm	21.9 in
Overall Winch	1227 mm	48.3 in
Drum Width	326 mm	12.9 in
Flange Diameter	610 mm	24 in

• Variable speed, hydraulically driven, dual braking system, three-roller fairlead.

*Weight: Includes pump and operator controls. With counterweight: 3705 kg (8,169 lb).

Standards

ROPS/FOPS

- ROPS (Rollover Protective Structure) offered by Caterpillar for the machine meets ROPS criteria SAE J1040 MAY94, ISO 3471:2008.
- FOPS (Falling Object Protective Structure) meets SAE J/ISO 3449 APR98 Level II, and ISO 3449:2005 Level II.

Sound

- Operator sound exposure Leq (equivalent sound pressure level) measured according to the work cycle procedures specified in ANSI/SAE J1166 OCT 98 is 77 dB(A), for cab offered by Caterpillar, when properly installed and maintained and tested with the doors and windows closed.
- The exterior sound pressure level for the standard machine measured at a distance of 15 meters according to the test procedures specified in SAE J88 APR95, mid-gear-moving operation, is 87 dB(A).

D9T Standard Equipment

Standard equipment may vary. Consult your Cat dealer for details.

ELECTRICAL

- Alternator, 95-amp
- Back-up alarm
- Batteries (2), 12-volt, 200 amp-hour
- Converter, 12-volt, 10-amp and 20 amp
- Diagnostic connector
- Horn, forward warning
- Light, engine compartment
- Lighting system, Halogen
- Starting receptacle

OPERATOR ENVIRONMENT

- Advisor-electronic monitoring system
- Air conditioner and heater
- Armrest, adjustable
- Cab, FOPS
- Deactivation switch, hydraulic controls
- Decelerator pedal
- Governor switch, electronic
- Hydraulic system, electronically controlled for bulldozer and ripper control
- Mirror, rearview
- MP3/IPOD ready
- Radio ready, entertainment
- ROPS, rollbar
- Seat belt, retractable 76 mm (3 in)
- Wipers, intermittent low and high speeds

UNDERCARRIAGE

- Rollers and idlers, lifetime lubricated
- Sprocket rim segments, replaceable
- Suspension-type undercarriage
 - Eight-roller tubular track roller frame
- Track adjusters, hydraulic
- Track guides
- Two-piece master link

POWERTRAIN

- Aftercooler, air-to-air
- Air filter, with precleaner
- Aluminum bar plate cooling system
- C18 with ACERT Technology
 - 24-volt electric start
- Controlled throttle shifting
- Coolant, extended life
- Directional shift management
- Engine idle shutdown timer
- Ether starting aid, automatic
- Fast fuel system
- Fuel priming pump, electric
- High speed oil change system, engine and powertrain
- Muffler
- Parking brake, electronic
- Prescreener
- Separator, water/fuel
- Three planet, double-reduction planetary final drives
- Torque converter
- Transmission, electronic control (ECPC), (3F/3R speeds)

SAFETY AND SECURITY

- Fender guard rails
- Heavy duty steps and handles
- Operator presence detection

OTHER STANDARD EQUIPMENT

- CD ROM Parts Book
- Ecology drains
- Fluid sampling ports
- Grade Control Ready
- Ground level service center
- Vandalism protection (8 caplocks)

Optional equipment may vary. Consult your Cat dealer for details.

ELECTRICAL

- Lights, supplemental:
 - 6 Halogen
 - 9 HID
 - 10 Halogen

GUARDS

- Bottom:
 - Front
 - Partial
 - Sealed
- Dozer lines
- Final drive seals
- Fuel tank
- Powertrain, rear lower
- Powertrain, rear upper
- Striker bar, front
- Undercarriage

OPERATOR ENVIRONMENT

- Cab glass:
 - 276 kPa (40 psi) with precleaner
 - Dual pane with precleaner
- Operators arrangements:
 - Modified (Improves comfort for smaller operators)
 - Quick opening
- Seat:
 - Heated and ventilated seat
 - Vinyl
- Visibility package
- Window shades

POWERTRAIN

- Final drives:
 - Cold weather
 - Guarded
 - Waste handling
 - High altitude arrangement

UNDERCARRIAGE

- Arrangements:
 - Abrasion
 - Cold weather
 - Waste handling
- Tracks, pair, Sealed and Lubricated:
 - 560 mm (22 in), Extreme Service
 - 610 mm (24 in), Extreme Service
 - 685 mm (27 in), Extreme Service
 - 760 mm (30 in), Moderate Service

SPECIAL ARRANGEMENTS

- High debris
- Sound
- Stockpile
- Waste handling

BULLDOZER ATTACHMENTS

- 9U Abrasion
- 9U Blade
- 9SU Abrasion
- 9SU Blade
- 9U Landfill
- 9SU Landfill
- Dual tilt

RIPPER ATTACHMENTS

- Counterweight, rear
- Drawbar, rear
- Multi Shank:
 - Standard
- Ripper attachments:
 - Additional tooth (for multi-shank ripper)
 - Pin puller
- Single Shank:
 - Deep
 - Standard

TECHNOLOGY PRODUCTS

- AccuGrade
- Autocarry
- Cat Grade Control
- Terrain for Grading
- VIMs with Product Link

OTHER ATTACHMENTS

- Heater, engine coolant
- Heater, fuel
- Low temperature start (includes two additional heavy-duty batteries and additional starting motor)
- Prelube, engine
- Winch*

*A rear attachment and/or counterweight is recommended for improved performance and balance.

D9T Track-Type Tractor

For more complete information on Cat products, dealer services, and industry solutions, visit us on the web at www.cat.com

© 2011 Caterpillar Inc.
All rights reserved

Materials and specifications are subject to change without notice. Featured machines in photos may include additional equipment. See your Cat dealer for available options.

CAT, CATERPILLAR, SAFETY.CAT.COM, their respective logos, "Caterpillar Yellow" and the "Power Edge" trade dress, as well as corporate and product identity used herein, are trademarks of Caterpillar and may not be used without permission.

AEHQ6178-01 (10-2011)
Replaces AEHQ6178

